

STILO



VILMERS

STILO



Assembly
required



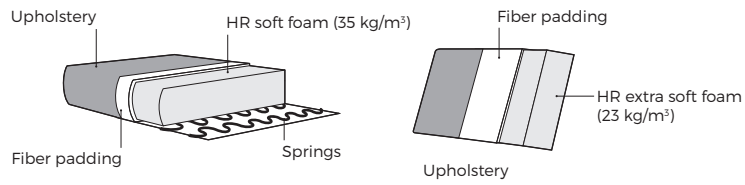
Loose
cushions



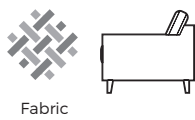
Removable
cover



Comfort



1. Upholstery



2. Legs



3. Assembly

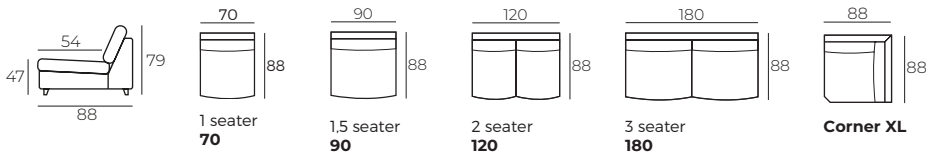


IMPORTANT:

Upholstered furniture is handmade using soft materials, therefore measurements can vary in all modules by up to **+/-2 cm**.
Modules and combinations shown in 2D drawings are left-sided. Modules and combinations can be mirrored from left to right.
For an additional fee, the sides of each seater module can be covered in fabric.

Modules

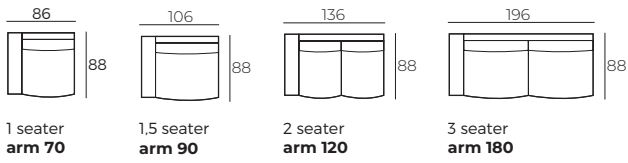
Scale 1:100



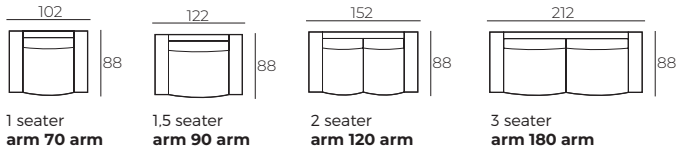
STILO

Modules with armrest

Scale 1:100



Combinations



Accessories

