

# GRAND ANGLE


## Designer

Marie C Dorner




## PRODUCTS

SMALL SETTEE WITH SLIM ARMREST WITHOUT LUMBAR CUSHION  
LARGE SETTEE WITH SLIM ARMREST WITHOUT LUMBAR CUSHION



### Dimensions


Height 715 mm  
Width 1,960 mm  
Depth 1,000 mm  
Seat height 420 mm  
Weight 110.55 kg  
Seats 3 places



### Dimensions

Height 715 mm  
Width 2,260 mm  
Depth 1,000 mm  
Seat height 420 mm  
Weight 120.78 kg  
Seats 3 places

LARGE SETTEE WITH BROAD ARMREST WITHOUT LUMBAR CUSHION



### Dimensions

Height 715 mm  
Width 2,700 mm  
Depth 1,000 mm

COMPOSITION 1A



### Dimensions

Height 715 mm  
Width 2,785 mm  
Depth 1,260 mm  
Seat height 420 mm

More information on  
[www.ligne-roset.com](http://www.ligne-roset.com)

**ligne roset**<sup>®</sup>  
depuis 1860

© Ligne Roset 2026

Seat height 420 mm  
Weight 129.58 kg  
Seats 3 places

#### COMPOSITION 1B



##### Dimensions

Height 715 mm  
Width 2,785 mm  
Depth 1,260 mm  
Seat height 420 mm

#### COMPOSITION 2



##### Dimensions

Height 715 mm  
Width 2,060 mm  
Depth 2,060 mm  
Seat height 420 mm

#### COMPOSITION 3A



##### Dimensions

Height 715 mm  
Width 3,660 mm  
Depth 1,920 mm  
Seat height 420 mm

#### COMPOSITION 3B



##### Dimensions

Height 715 mm  
Width 3,660 mm  
Depth 1,920 mm  
Seat height 420 mm

#### COMPOSITION 4A



##### Dimensions

Height 715 mm  
Width 3,740 mm  
Depth 1,920 mm  
Seat height 420 mm

#### COMPOSITION 4B



##### Dimensions

Height 715 mm  
Width 3,740 mm  
Depth 1,920 mm  
Seat height 420 mm

#### COMPOSITION 5A



##### Dimensions

Height 715 mm  
Width 3,060 mm  
Depth 3,060 mm  
Seat height 420 mm

#### COMPOSITION 5B



##### Dimensions

Height 715 mm  
Width 3,060 mm  
Depth 3,060 mm  
Seat height 420 mm

#### COMPOSITION 6A



##### Dimensions

Height 715 mm  
Width 3,445 mm  
Depth 2,780 mm  
Seat height 420 mm

#### COMPOSITION 6B



##### Dimensions

Height 715 mm  
Width 3,445 mm  
Depth 2,780 mm  
Seat height 420 mm

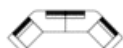
#### COMPOSITION 7



##### Dimensions

Height 715 mm  
Width 3,320 mm  
Depth 3,320 mm  
Seat height 420 mm

#### COMPOSITION 8



##### Dimensions

Height 715 mm  
Width 5,370 mm  
Depth 1,920 mm  
Seat height 420 mm

#### COMPOSITION 9A



##### Dimensions

Height 715 mm  
Width 3,450 mm  
Depth 3,080 mm  
Seat height 420 mm

#### COMPOSITION 9B



##### Dimensions

Height 715 mm  
Width 3,450 mm  
Depth 3,080 mm  
Seat height 420 mm

#### COMPOSITION 10A



##### Dimensions

Height 715 mm  
Width 4,200 mm  
Depth 3,080 mm  
Seat height 420 mm

#### COMPOSITION 10B



##### Dimensions

Height 715 mm  
Width 4,200 mm  
Depth 3,080 mm  
Seat height 420 mm

#### COMPOSITION 11A



##### Dimensions

Height 715 mm  
Width 3,750 mm  
Depth 3,370 mm  
Seat height 420 mm

#### COMPOSITION 11B



##### Dimensions

Height 715 mm  
Width 3,750 mm  
Depth 3,370 mm  
Seat height 420 mm

#### COMPOSITION 12A



##### Dimensions

Height 715 mm  
Width 4,040 mm  
Depth 3,220 mm  
Seat height 420 mm

### COMPOSITION 12B



#### Dimensions

Height 715 mm  
Width 4,040 mm  
Depth 3,220 mm  
Seat height 420 mm

### COMPOSITION 13A



#### Dimensions

Height 715 mm  
Width 4,340 mm  
Depth 3,740 mm  
Seat height 420 mm

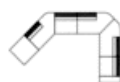
### COMPOSITION 13B



#### Dimensions

Height 715 mm  
Width 4,340 mm  
Depth 3,740 mm  
Seat height 420 mm

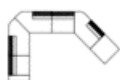
### COMPOSITION 14A



#### Dimensions

Height 715 mm  
Width 5,180 mm  
Depth 3,320 mm  
Seat height 420 mm

### COMPOSITION 14B



#### Dimensions

Height 715 mm  
Width 5,180 mm  
Depth 3,320 mm  
Seat height 420 mm

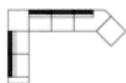
### COMPOSITION 15A



#### Dimensions

Height 715 mm  
Width 5,470 mm  
Depth 3,370 mm  
Seat height 420 mm

### COMPOSITION 15B



#### Dimensions

Height 715 mm  
Width 5,470 mm  
Depth 3,370 mm  
Seat height 420 mm

### COMPOSITION 16A



#### Dimensions

Height 715 mm  
Width 4,565 mm  
Depth 4,110 mm  
Seat height 420 mm

### COMPOSITION 16B



#### Dimensions

Height 715 mm  
Width 4,565 mm  
Depth 4,110 mm  
Seat height 420 mm

## Technical characteristics

### CONSTRUCTION

Structure of seat: webbed metal frame. Structure of backrest : panels 3-layer plywood with articulated headrest. Armrest composed of panels of plywood.

### COMFORT

Seat composed of high resilience polyurethane Bultex foam (36 kg/m<sup>3</sup> - 2.8 kPa) and ultra-flexible foam (45 kg/m<sup>3</sup> - 1.8 kPa) with comfort layer of feathers (goose feathers, of which 15% down).

Backrest composed of high resilience polyurethane Bultex foam (26 kg/m<sup>3</sup> - 1.4 kPa) clad in ultra-flexible foam (45 kg/m<sup>3</sup> - 1.8 kPa).

Feather-filled back (lumbar) cushion (goose feathers, of which 15% down).

### MAKING-UP

Backrest quilted with stretch fabric to retain pleating on rear of backrest. Cover quilted with 110 g/m<sup>2</sup> polyester.